ITEM NO.	PART NUMBER	DESCRIPTION	QTY.	COMPONENT NOTES
1	57-00005	LED, Ø3x5.1 mm, white, InGaP, 3.0 V, 40°, 2000 mcd	1	
2	30-01772	Wire, hook-up, TS, 26 AWG, UL 11028, 600V, 105C, 1 mm, mPPE, red	1	
3	30-01773	Wire, hook-up, TS, 26 AWG, UL 11028, 600V, 105C, 1 mm, mPPE, black	1	
4	55-00428	O-ring, Ø6 ID x Ø9 OD x 1.5mm, nitrile rubber, black	1	
5	56-00044	Hardware, nut, hex, 11x2.5 mm, M8x1.0, brass, nickel plated	1	
6	56-00045	Hardware, washer, lock, 10.5x8.5x1 mm, SUS, nickel plated	1	
7	PCB	6.5x3.5x0.6MM	1	
8	IC	Regulator, HM7530HMR SOT23-3, 5 - 30 V	1	
9	24-00447	Overmold, LED, 10x12 mm, IP68	1	Nylon, black
10	32-00054	Heat shrink, 1.4 mm ID, 1 mm OD, 2:1 ratio, 125 °C, UL VW-1, thin wall, yellow	1	Yellow heat shrink indicates regulated voltage

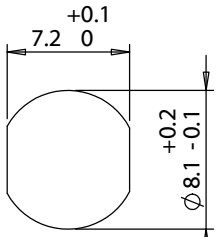

Panel Cut-Out
Panel thickness 5 mm
Torque 0.1 Nm

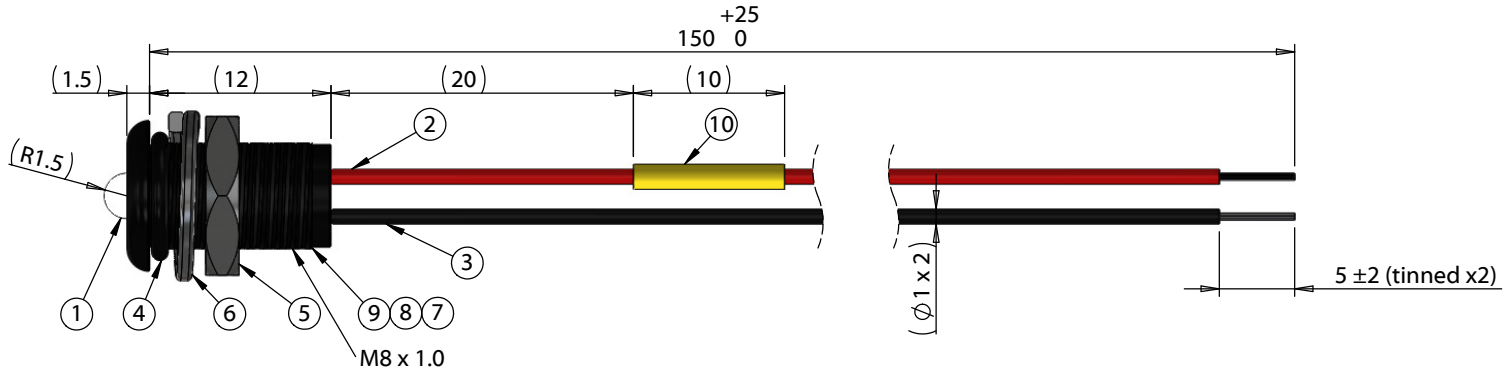

LED Properties @ 25 °C, 20 mA (IF)			
	Min.	Typ.	Max.
Forward voltage (VF)	2.6 V	3.0 V	3.4 V
Reverse current (IR)	-	-	1 µA
Luminous intensity (IV)	-	2000 mcd	3000 mcd
Viewing angle (2θ1/2)	-	40°	-
Forward current (IF)	-	-	20 mA
Peak forward current (IFP)	-	-	80 mA
Peak wavelength (λP)	450 nm	455 nm	460 nm
Operating temp	-40~80 °C		

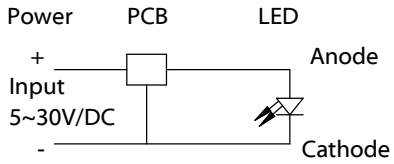

Wiring Diagram	
57-00005	wire color
+	red
-	black

Revision:	Date:	Description:
A	04/09/2025	Initial release
A1	09/18/2025	Added heat shrink

Prepared: KW Digitally signed by KW Date: 2025.10.21 09:36:34 -07'00'

Verified: KM Digitally signed by KM Date: 2025.10.21 11:09:17 -07'00'

Dimensions are in millimeters.
Tolerances:
X: ± 0.5 mm
X.X: ± 0.3 mm
X.XX: ± 0.05 mm

Notes:
Packaged bulk in static-shielded bag

RoHS compliant

Function test: no open, no short circuit, no intermittent

Description:
Cable, 150 mm, white LED 57-00005 to 5 mm tinned, 5-30 V, panel mount, 26 AWG, UL11028, IP68

TENSILITY
tel 1.541.323.3228 800 877.670.7118
fax 1.541.323.4202 web tensility.com

Size: A
Part number: 12-00017
Scale: 2:1
Sheet 1 of 1

To see a custom version of this cable assembly, call Tensility at 541-323-3228 or email engineering@tensility.com

5 4 3 2 1